
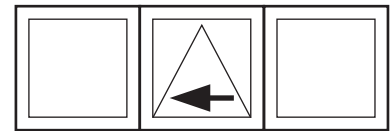
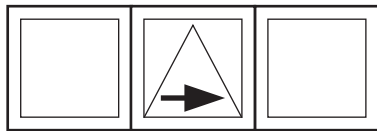
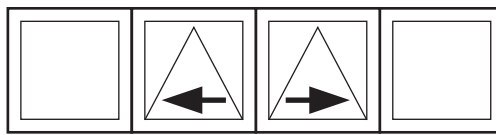
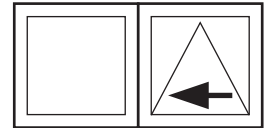
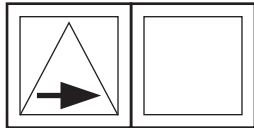


PARALLEL-SLIDE-AND-TILT DOOR **THERMO 60**

Customer	Reference
	Delivery WK No. [min 4 weeks]
E-Mail:	Place/Date
Number of enclosures (Plan/Sketch):	Signature

Details



Casement sizes are valid for all types

Width: 700 – 2400mm / Height: 850 – 2400mm / Weight: 150kg

Parallel-slide-and-tilt door	Width(mm) _____	<input type="radio"/> Forced tilt closure (>1650mm/150kg required)	
	Height(mm) _____	Transom height [top] (mm) _____	
Locking bolt height from u/s floor guide	<input type="radio"/> 1100mm	<input type="radio"/> Other:min 300/500(mm) _____	
Alu-frame	Inside	<input type="radio"/> Natur. anod. <input type="radio"/> RAL 9010 <input type="radio"/> Other Colour _____	
	Outside	<input type="radio"/> Natur. anod. <input type="radio"/> RAL 9010 <input type="radio"/> Other Colour _____	
Glazing	<input type="radio"/> With <input type="radio"/> Without <input type="radio"/> double glazed 24mm <input type="radio"/> prepared for (mm) _____		
Fixed casement opening for external cleaning	<input type="radio"/> Left <input type="radio"/> Right		
Handle	<input type="radio"/> with integrated lock		
Ironmongery	Inside	<input type="radio"/> Black <input type="radio"/> White <input type="radio"/> Aluminium col.	
	Outside	<input type="radio"/> Black <input type="radio"/> White <input type="radio"/> Aluminium col.	
EPDM/TPV	Inside	<input type="radio"/> Black <input type="radio"/> White <input type="radio"/> Grey	
Gaskets	Outside	<input type="radio"/> Black <input type="radio"/> White <input type="radio"/> Grey <input type="radio"/> silicone-free	
Compensation profile* 54mm	<input type="radio"/> Top <input type="radio"/> Bottom <input type="radio"/> Left** <input type="radio"/> Right**		

Remark _____

***Watch the height! **Inside view**

FORM_P_TH_60

